


Access Cabinet Enhanced Cable Containment

Access Cabinet Series

Introducing the new enhanced cable containment solutions for Cooper B-Line's Access Cabinet platform.

- Designed to provide a fully flexible and configurable solution to meet the demands of today's high density in-cabinet cable containment, the new cable management system has been designed specifically to complement the Access 800mm / 31.5" wide cabinet platform in either single or ganged configurations.
- Fully compatible with both new and existing Access Cabinet deployments, the Access enhanced cable management solution can be easily retro fitted in the field.
- Each vertical manager is fitted with two half height doors incorporating snap on hinges which allow quick opening of the doors from either side or complete removal.
- The vertical cable managers include provision for cable tie offs and supports in the form of cable tie lances and multiple mounting points for Access Cabinet twist & lock cable management arms.
- Adjustable depth front to rear cable troughs complement the vertical managers. Designed to simply clip into the rear of the vertical managers, the troughs can be positioned to span front to rear at any or all of the four cable pass through positions provided on each vertical cable manager.
- Each vertical manager or cable containment trough is shipped individually boxed for onsite mounting. Units can be factory fitted upon request.
- Designed for single person installation, all units are supplied with full mounting instructions and all the applicable mounting hardware.
- Material: Steel with UL 94V-0 black plastic components.
- Finished in Black RAL 9005 epoxy polyester powder coat paint.
- UL listed as a Communication Circuit Accessory.



Återförsäljare:

Tre Röda AB

Tillingehagby 7 - 745 94 ENKÖPING

Tel: 08-560 200 22

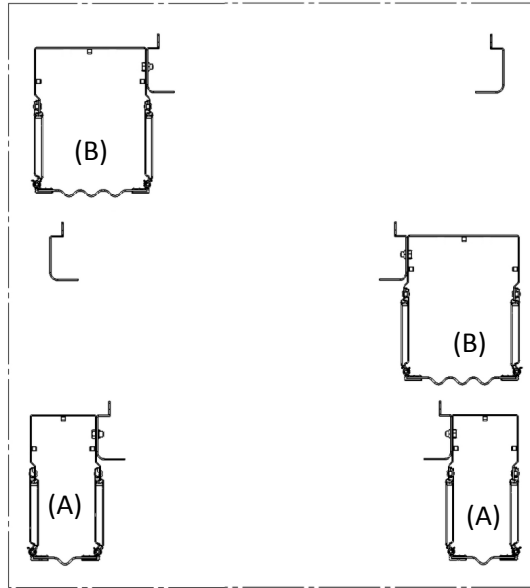
e-post: info@treroda.nu

http: www.treroda.nu



Single Cabinet Configuration Vertical Manager Part Codes

UPC Code	Catalogue Part Code	Ref.	Unit Height	Manager Width		Manager Approx. Internal Section		To Suit Cabinet Configuration		
				mm	Inches	mm ²	inches ²	Single	Bayed	Offset
79903838362	AVCMA39U100B	(A)	39U	99	3.91"	18,779	29.11"	■		(C)*
79903838363	AVCMA42U100B	(A)	42U	99	3.91"	18,779	29.11"	■		(C)*
79903838365	AVCMA47U100B	(A)	47U	99	3.91"	18,779	29.11"	■		(C)*
79903838366	AVCMA39U170B	(B)	39U	169	6.66"	33,549	52.00"	■		(L or R)*
79903838367	AVCMA42U170B	(B)	42U	169	6.66"	33,549	52.00"	■		(L or R)*
79903838368	AVCMA47U170B	(B)	47U	169	6.66"	33,549	52.00"	■		(L or R)*



*Key For Offset

L=Offset Left

C = Centre

R = Offset Right

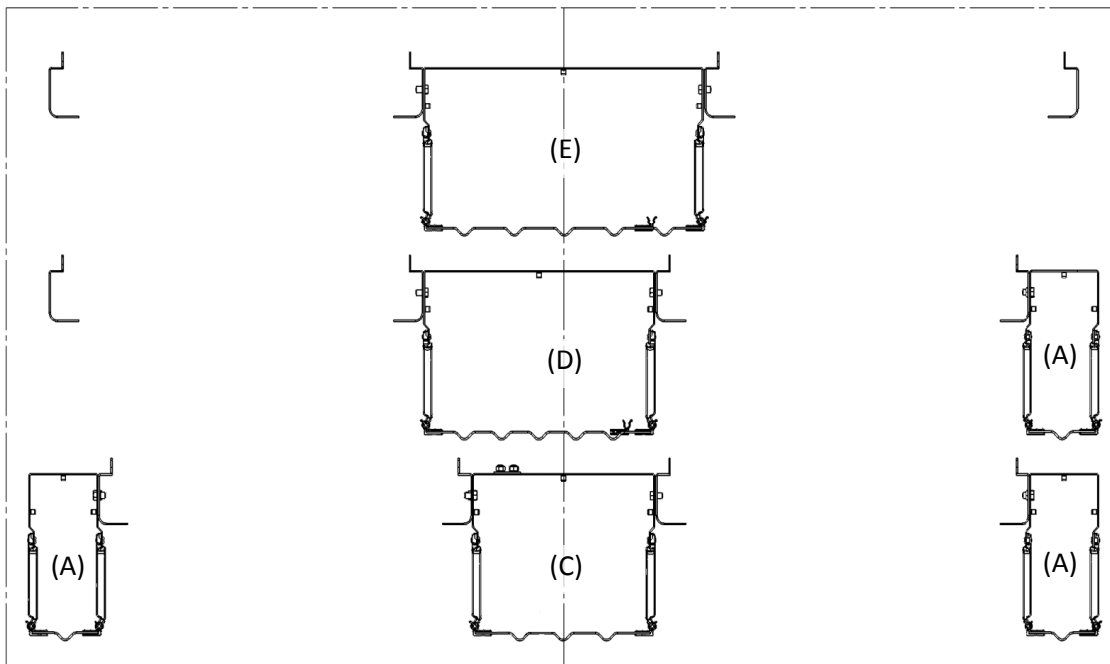
Bayed Cabinet Configuration Vertical Manager Part Codes

UPC Code	Catalogue Part Code	Ref.	Unit Height	Manager Width		Manager Approx. Internal Section		To Suit Cabinet Configuration		
				mm	Inches	mm ²	inches ²	Single	Bayed	Offset
79903838346	AVCMA39U260B	(C)	39U	261	10.29"	51,695	80.13		■	(C,C)
79903838347	AVCMA42U260B	(C)	42U	261	10.29"	51,695	80.13		■	(C,C)
79903838348	AVCMA47U260B	(C)	47U	261	10.29"	51,695	80.13		■	(C,C)
79903838349	AVCMA39U330B	(D)	39U	331	13.04"	66,465	103.02		■	(L,C/C,R)
79903838350	AVCMA42U330B	(D)	42U	331	13.04"	66,465	103.02		■	(L,C/C,R)
79903838351	AVCMA47U330B	(D)	47U	331	13.04"	66,465	103.02		■	(L,C/C,R)
79903838352	AVCMA39U400B	(E)	39U	401	15.79"	81,235	125.91		■	(L,R)
79903838353	AVCMA42U400B	(E)	42U	401	15.79"	81,235	125.91		■	(L,R)
79903838354	AVCMA47U400B	(E)	47U	401	15.79"	81,235	125.91		■	(L,R)

Cooper B-Line – UK • Walrow Ind. Estate • Highbridge • Somerset • TA9 4AQ • United Kingdom

Phone: +44 (0)1278 783371 • Fax: +44 (0)1278 789037 • Email: sales@cooperbline.co.uk

COOPER B-Line



*Key For Offset

L=Offset Left

C = Centre

R = Offset Right

Horizontal Cable Troughs

UPC Code	Catalogue Part Code	Depth Adjustment (mm)		Depth Adjustment (Inches)		To Suit Vertical Manager Configuration				
		Min	Max	Min	Max	99mm 3.91"	169mm 6.66"	261mm 10.29"	331mm 13.04"	401mm 15.79"
79903838394	ACCT100400B	260mm	403mm	10.25"	15.88"		■	■	■	■
79903838395	ACCT100590B	365mm	594mm	14.38"	23.38"		■	■	■	■
79903838396	ACCT100890B	460mm	791mm	18.13"	31.13"		■	■	■	■
79903838400	ACCT170400B	260mm	403mm	10.25"	15.88"			■	■	■
79903838401	ACCT170590B	365mm	594mm	14.38"	23.38"			■	■	■
79903838402	ACCT170890B	460mm	791mm	18.13"	31.13"			■	■	■

Cabinet Depth		Minimum Mounting Rail Inset Position Front & Rear		Cable Trough Configuration			
mm	Inches	mm	Inches	Min Depth		Max Depth	
				mm	Inches	mm	Inches
675mm	26.6"	190mm	7.5"	N/A		N/A	
875mm	34.5"	190mm	7.5"	260mm	10.25"	357mm	14.0"
915mm	36.0"	190mm	7.5"	260mm	10.25"	397mm	15.6"
1000mm	39.4"	190mm	7.5"	260mm	10.25"	482mm	19.0"
1200mm	47.3"	190mm	7.5"	260mm	10.25"	682mm	26.8"

*Mounting rail inset position assume that doors are fitted front and rear with standard key locking swing handles. If i-PAL electronic locks are deployed then the minimum inset position increases to 195mm (7.68") and the maximum mounting centres reduce by 30mm (1.18"). If doors are not required then the cable managers can be mounted flush with the front and the rear of the frame. In this configuration the mounting rails can be inset 158mm (6.2") front and rear with the maximum mounting angle centres being the cabinet depth minus 316mm (12.44").

Data/ Communication Cabling

Low voltage cables can be stacked as there are no heat generation problems. The NEC (National Electric Code) allows for 50% fill of ventilated and ladder cable tray for control or signal wiring as detailed in Article 392.9(B). ANSI/EIA/TIA 569-A Section 4.5 also requires that the fill ratio of cable tray is not to exceed 50%. As the cable fill area of the cable containment system affects the possible loading, both the loading depth and width of the systems must be considered.

Fill Calculations

#1 Cable Manager Area	= Internal Width x Internal Depth	= Internal Cable Manager Area ²
#2 Cable Manager Area @ 50% Fill	= (Internal Width x Internal Depth) / 2	= Allowed Fill Area ²
#3 Individual Cable Area	= πr^2	= Individual Cable Area ²
#4 Number Of Cables	= Allowed Fill Area ² / Individual Cable Area ²	= Maximum Number Of Cables

Specification Text

Specification Example (where applicable available choices are shown between the [])

The retrofittable in-cabinet cable management solution shall be designed to provide provision for high density copper and fibre cable management within both single and bayed cabinet layouts. The managers will have the provision to adjust front to rear in unison with the standard cabinet 19-inch mounting facility. Two clip on doors will be supplied allowing the front open area of the cable manager to be mechanically closed off whilst still allowing quick opening of the doors from either side or complete removal. The rear of each vertical cable manager must provide provision for cable pass troughs with the option to mount adjustable depth cable troughs front to rear between managers. Units shall be designed to allow single person installation using commonly available hand tools. The fabricated portion of the cable managers will be finished in a black RAL 9005 epoxy polyester powder coated finish with all plastic components finished black and complying to UL 94V-0 standard. The cable managers shall be UL listed to the Communication Circuit Accessory standard in the US and Canada.

Accessories

UPC Code	Catalogue Part Code	Description
79903818370	SB7251X10	Velcro Yellow CBL Wrap – 10 Per Pack
79903818371	SB7251X9	Velcro Yellow CBL Wrap – 10 Per Pack
79903818372	SB7255/8X5	Velcro Yellow CBL Wrap – 10 Per Pack
79903818373	SB7255/8X6	Velcro Yellow CBL Wrap – 10 Per Pack
79903818374	SB7261X8	Velcro Grey Cable Strap - 10 Per Pack
79903818375	SB7265/8X4	Velcro Grey Cable Catch – 10 Per Pack
79903818376	SB7275/8X6TG	Velcro Cable Strap - 10 Per Pack
79903818377	SB7283/4X6TG	Velcro Cable Hanger – 10 Per Pack
79903829486	TLCMS	Pack of 10 Twist & Lock Cable Arms & Standard End Caps
79903829487	TLCMR	Pack of 10 Twist and Lock Cable Management Divider Rings
79903833709	SB87019S1FB	Horizontal Cable Manager 19"W - 1U, Flat Black
79903833711	SB87019S2FB	Horizontal Cable Manager 19"W - 2U, Flat Black
79903833713	SB87019S3FB	Horizontal Cable Manager 19"W - 3U, Flat Black

Specification subject to change without notice. For further information please contact -

Cooper B-Line – UK • Walrow Ind. Estate • Highbridge • Somerset • TA9 4AQ • United Kingdom
Phone: +44 (0)1278 783371 • Fax: +44 (0)1278 789037 • Email: sales@cooperbline.co.uk

COOPER B-Line